

**SHOT CHART**

**USA - FIN**



**1st Period**




Shots by FIN  
 Goals (o): 0    SSG (+): 0  
 SSP (<): 5    SPG (-): 0

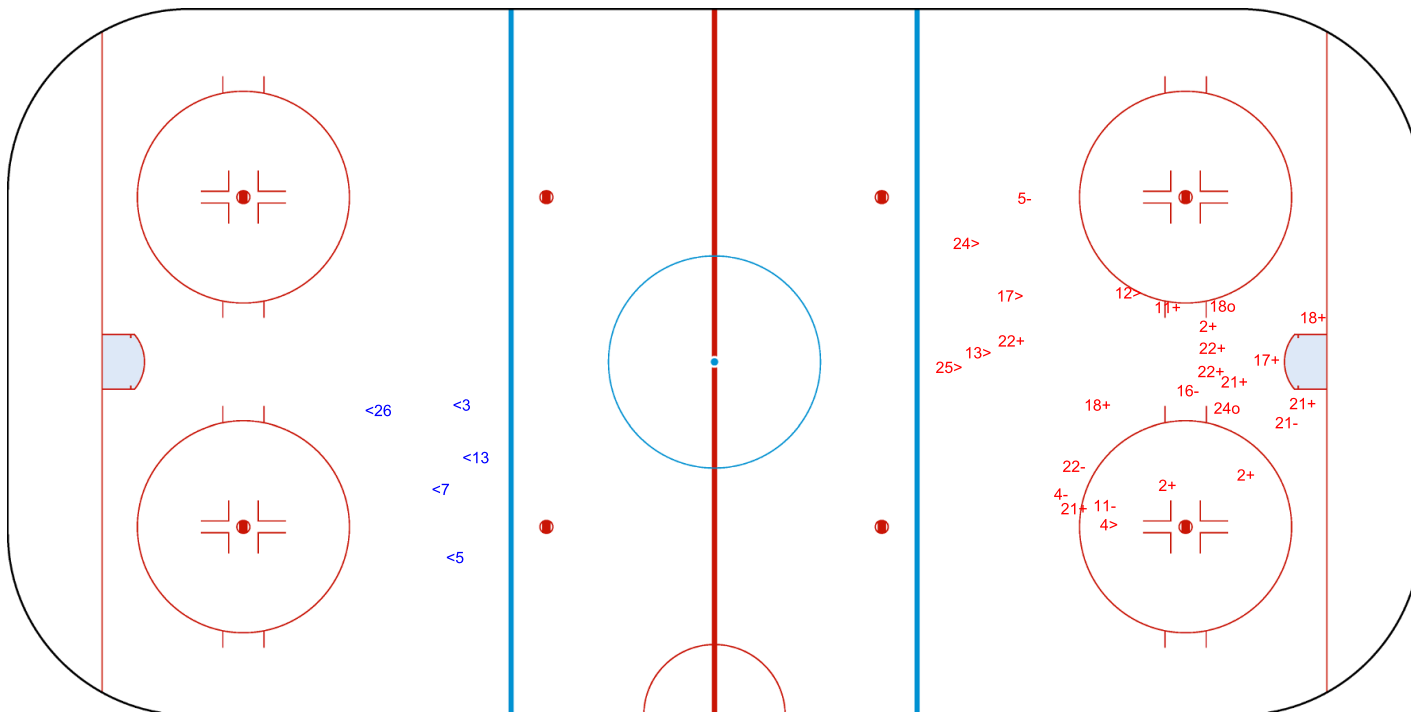
Shots by USA  
 Goals (o): 2    SSG (+): 13  
 SSP (>): 6    SPG (-): 6



GK 29 of USA



GK 1 of FIN






Shots by FIN  
 Goals (o): 0  
 SSP (<): 2  
 SSG (+): 7  
 SPG (-): 1



GK 29 of USA


**USA** → **3rd Period** ← **FIN**



Shots by USA  
 Goals (o): 3  
 SSP (>): 8  
 SSG (+): 10  
 SPG (-): 0



GK 1 of FIN



GK 31 of FIN

<b>Legend:</b>	<b>GK</b> Goalkeeper	<b>SPG</b> Shots past goal	<b>SSG</b> Shots saved by goalkeeper	<b>SSP</b> Shots saved by player
----------------	----------------------	----------------------------	--------------------------------------	----------------------------------